

Vision

- ✎ Imparting instruction in social sciences, humanities; business, commerce and management; basic and applied sciences with humanitarian, national and global outlook.

Mission

- ✎ Knowledge that liberates.
- To spread higher education in the rural area.
- To promote all round development of student's personality.
- To inculcate virtues of Bread labour, Self-reliance, Patriotism, Honesty, Punctuality etc. among students.

Goal

- ✎ Empowerment of the Society by giving Educated, Cultured, Disciplined, Self-dependent and Patriotic Youth from the rural area as the Wealth of the Nation.

Objectives

- ✎ To impart education in the different disciplines of the knowledge.
- To develop a sense of responsibility among the students as the citizens of the nation.
- To inculcate Virtues among the students.
- To provide education for the physical, mental and spiritual development of the student.
- To encourage participation of students in the present competitive environment.
- To develop soft skills among the students.
- To direct the activities of the institution towards the empowerment of the disadvantaged group.
- To create awareness about various social problems like superstitions, illiteracy, environment pollution, AIDS, Communal disharmony, corruption etc.
- To create awareness about natural farming, environmental protection, rain water harvesting and non-conventional energy sources.
- To work for the placement opportunities of the students.
- To organize outreach programmes for the benefit of the society.



**Nanasaheb Yashvantrao Narayanrao Chavan
Arts, Science and Commerce College, Chalisgaon Dist. Jalgaon**

Dr. S. R. Jadhav
M.Sc., M.Phil., Ph.D.
PRINCIPAL

Web: <http://www.rashtriyacollege.org>
Email : rashtriyacollege@rediffmail.com /
rashtriyacollege@gmail.com

Phone : 02589 -222601
02589- 225282 (Res)
Fax : 02589-222601

Outward No. : /2011-12

Date : 07 / 11/2011

To,
THE DIRECTOR,
NATIONAL ASSESSMENT AND ACCREDITATION COUNCIL (NAAC),
BANGALORE.

SUB : SUBMISSION OF RE-ACCREDITATION REPORT

RESPECTED SIR,

WE ARE PLEASED TO HUMBLY SUBMIT THE REACCREDITATION REPORT OF OUR INSTITUTION TO THE NATIONAL ASSESSMENT AND ACCREDITATION COUNCIL FOR REACCREDITATION. WE HAVE TAKEN EVERY CARE TO PREPARE THE REPORT AS PER THE GUIDELINES BY THE NAAC.

WE WILL FEEL GRATIFIED TO GET JUDICIOUSLY ACCREDITED BY THE NAAC WHICH HAS BEEN STRIVING FOR THE SUSTENANCE AND ENHANCEMENT OF QUALITY IN HIGHER EDUCATION IN INDIA.

THIS REPORT IS BEING SUBMITTED AS A PART OF THE REQUIREMENT OF THE PROCESS FOR REACCREDITATION.

WE REQUEST YOU TO ACCEPT THE SAME AND OBLIGE.

THANKING YOU.

YOURS FAITHFULLY,

[P. D. PATIL]
CO-ORDINATOR

[DR. S. R. JADHAV]
PRINCIPAL

Acknowledgement

The College has great pleasure in submitting the Reaccreditation Report to the National Assessment and Accreditation Council, Bangalore. This report has been prepared following meticulously the manual and guidelines provided by the NAAC. This manual and these guidelines have helped us at every step in the collection of institutional and departmental data during the last five years and its classification.

Preparing this Report was a Herculean task. The IQAC of the College has rendered valuable help in providing the data. The task has been accomplished with the involvement of various units and departments of our college. First of all, we record our gratefulness to the faculty and the non-teaching staff for participating in every decision making and providing the necessary data.

It is our duty to express thanks to the Conveners and Members of all Committees and Cells for their help from time to time. We express our gratitude all the Office Bearers and Directors of the Management for entrusting us and providing the needed help.

Our Alumni, Parents, Students and other Stake holders from the society have rendered important suggestions and also boosted our confidence by words of appreciation for our performance. We thank them for the same.

We record our thanks to all those people who have helped in one way or the other in our endeavour in preparing this Report.



CONTENTS

PART-I

Sr. No	PARTICULARS	Page No.
01	DECLARATION BY THE HEAD OF THE INSTITUTION	01
02	INSTITUTIONAL DATA	02
CRITERION-WISE INPUTS		
03	CURRICULAR ASPECTS	07
04	TEACHING, LEARNING AND EVALUATION	10
05	RESEARCH CONSULTANCY AND EXTENSION	14
06	INFRASTRUCTURE AND LEARNING RESOURCES	16
07	STUDENT SUPPORT AND PROGRESSION	21
08	GOVERNANCE AND LEADERSHIP	25
09	INNOVATIVE PRACTICES	27
PROFILE OF THE DEPARTMENTS		
10	DEPARTMENT OF ECONOMICS	29
11	DEPARTMENT OF EDUCATION	30
12	DEPARTMENT OF ENGLISH	31
13	DEPARTMENT OF GEOGRAPHY	32
14	DEPARTMENT OF HINDI	33
15	DEPARTMENT OF HISTORY	34
16	DEPARTMENT OF MARATHI	35
17	DEPARTMENT OF POLITICAL SCIENCE	36
18	DEPARTMENT OF PSYCHOLOGY	37
19	DEPARTMENT OF COMMERCE	38

20	DEPARTMENT OF COMPUTER MANAGEMENT	39
Sr. No	PARTICULARS	Page No.
21	DEPARTMENT OF BOTANY	40
22	DEPARTMENT OF CHEMISTRY	41
23	DEPARTMENT OF COMPUTER SCIENCE	42
24	DEPARTMENT OF INFORMATION TECHNOLOGY	43
25	DEPARTMENT OF MATHEMATICS AND STATISTICS	44
26	DEPARTMENT OF MICROBIOLOGY	45
27	DEPARTMENT OF PHYSICS-ELECTRONICS	46
28	DEPARTMENT OF ZOOLOGY	47
29	2(F) 12(B) CERTIFICATE : ANNEXURE-I	48
30	UGC SANCTION LETTER OF DEVELOPMENT GRANTS	50
31	HOW TO REACH	54

Declaration by the Head of the Institution

I DECLARE THAT THE INFORMATION IN THE RE-ACCREDITATION REPORT (RAR) OF THE COLLEGE IS TRUE TO THE BEST OF MY KNOWLEDGE.

THE RAR IS PREPARED BY THE INSTITUTION INVOLVING THE FACULTY, NON-TEACHING STAFF, ALUMNI, STUDENTS, MANAGEMENT, PARENTS AND OTHER STAKEHOLDERS OF THE INSTITUTION.

I AM AWARE THAT THE PEER TEAM WILL JUDICIOUSLY VERIFY THE INFORMATION PROVIDED IN THIS RAR DURING THE VISIT.

PLACE : CHALISGAON

[DR. S. R. JADHAV]

DATE : 07-11-2011

Part I: Institutional Data

A) Profile of the College

1. Name and address of the college:

Name: Nanasaheb Yashvantrao Narayanrao Chavan Arts, Science and Commerce College, Chalisgaon			
Address: Hirapur Road			
City: Chalisgaon	District: Jalgaon	State: Maharashtra	
Pin code: 424101			
Website: http://www.rashtriyacollege.org			

2. For communication:

Office

Name	Area/ STD code	Tel. No.	Fax No.	E-mail
Principal Dr. S. R. Jadhav	02589	222601	222601	dr.srjadhav@rediffmail.com
Vice Principal J. G. Chavan	02589	222601		jgc101@rediffmail.com
Vice Principal N. G. Deshmukh	02589	222601		ngdeshmukh57@rediffmail.com
Vice Principal Dr. Mrs. C. D. Nikam	02589	222601		drchhayanikam@yahoo.in
Steering Committee Coordinator P. D. Patil	02589	222601		pitamber_patil@rediffmail.com
Steering Committee Asst. Coordinator G. D. Deshmukh	02589	222601		deshmukh_govind@rediffmail.com

Residence

Name	Area/ STD code	Tel. No.	Mobile No.
Principal Dr. S. R. Jadhav	02589	225282	9422789509
Vice Principal J. G. Chavan	02589	223992	9422781405
Vice Principal N. G. Deshmukh	02589	224403	9766839688
Vice Principal Dr. Mrs. C. D. Nikam	02589	225899	9226967830

Steering Committee Coordinator P. D. Patil	02589	226690	9423902418
Steering Committee Asst. Coordinator G. D. Deshmukh	02589	222279	9403019149

3. Type of Institution:

- a. By management
- i. Affiliated College
- ii. Constituent College
- b. By funding
- i. Government
- ii. Grant-in-aid
- iii. Self-financed
- iv. Any other
- (Specify the type)
- c. By Gender
- i. For Men
- ii. For Women
- iii. Co-education

4. Is it a recognized minority institution?

Yes No

If yes specify the minority status (Religious/linguistic/ any other)
(Provide the necessary supporting documents)

5. a) Date of establishment of the college:

Date	Month	Year
20	06	1984

b) University to which the college is affiliated

North Maharashtra University, Jalgaon

or which governs the college (If it is an constituent college)

6. Date of UGC recognition:

Under Section	Date, Month & Year (dd-mm-yyyy)	Remarks (If any)
i. 2 (f)	24/01/1991	--
ii. 12 (B)	03/08/1999	--

Certificate of recognition u/s 2 (f) and 12 (B) of the UGC Act **Annexure-I**

7. Does the University Act provide for autonomy of Affiliated/ Constituent Colleges?

Yes No

If yes, has the college applied for autonomy?

Yes No

8. Campus area in acres/sq.mts:

14384 Sq. mts

Women's Hostel :

1184.19 Sq. mts

9. Location of the college: (based on Govt. of India census)

Urban
 Semi-urban
 Rural
 Tribal
 Hilly area
 Any other (specify)

10. Details of programmes offered by the institution: (Give last year's data) (2009-10)

Sl. No.	Programme Level	Name of the Programme/ Course	Duration	Entry Qualification	Medium of instruction	Sanctioned Student Strength	Number of students admitted
i)	Under-graduate	B. A	3 Years	XII	Marathi	1260	1274
		B. Com.	3 Years	XII	Marathi, English	660	370
		B. Sc.	3 Years	XII Science	English	460	476
		B. C. A.	3 Years	XII Sci., Com.	English	80	51
		B. B. M.	3 Years	XII	English	80	07
ii)	Post-graduate	M. A. English	2 Years	B.A.	English	60	09

Sl. No.	Programme Level	Name of the Programme/ Course	Duration	Entry Qualification	Medium of instruction	Sanctioned Student Strength	Number of students admitted
		M. A. Hindi	2 Years	B.A.	Hindi	60	20
		M. Sc. Compu.	2 Years	B.Sc.	English	20	16
iii)	M.Phil	--	--	--	--	--	--
iv)	Ph. D.	Marathi	3 Years	P. G.	Marathi	08*	06
		Zoology	3 Years	P. G.	English	08*	03
v)	Certificate course	Human Rights	1 Year	UG 1 st Year	Marathi	30	09
	Certificate course : Career Oriented Courses	Functional English	1 Year	UG 1 st Year	English	60	38
		Bio-Technology	1 Year	UG 1 st Year	English	30	13
		Electro. Equip. Maintenance	1 Year	UG 1 st Year	English	30	03
		Web Designing	1 Year	UG 1 st Year	English	30	--
		Animation Technology	1 Year	UG 1 st Year	English	30	08
vi)	UG Diploma : Career Oriented Courses	Functional English	1 Year	Certificate Course	English	60	28
		Bio-Technology	1 Year	Certificate Course	English	30	07
		Electro. Equip. Maintenance	1 Year	Certificate Course	English	30	05
		Web Designing	1 Year	Certificate Course	English	30	07
vii)	PG Diploma	Value Addition to Agro Waste	1 Year	B. Sc.	English	30	04
	Advanced Diploma Career Oriented Courses	Functional English	1 Year	Diploma Course	English	60	21
		Bio-Technology	1 Year	Diploma Course	English	30	07
		Electro. Equip. Maintenance	1 Year	Diploma Course	English	30	01
		Web Designing	1 Year	Diploma Course	English	30	05
viii)	Any Other (specify)	--	--	--	--	--	--

*The admissions are given by the university and the teachers from the college are the Supervisors.

11. List the departments:

Science : 09
Departments: Physics and Electronics, Chemistry, Mathematics and Statistics, Computer Science, Information Technology, Botany, Zoology, Microbiology, Geography
Arts (Language and Social sciences included) 08
Departments: Marathi, Hindi, English, Economics, History, Psychology, Political Science, Education
Commerce : 02
Departments: Commerce and Management
Any Other (Specify) :
Departments: --

12. Unit Cost of Education

(Unit cost = total annual recurring expenditure (actual) divided by total number of students enrolled)

(a) including the salary component = Rs. **15,013.59**

(b) excluding the salary component = Rs. **1,410.27**

Criterion I: Curricular Aspects

1. Does the College have a stated Vision?

Yes	√	No	
-----	---	----	--

Mission?

Yes	√	No	
-----	---	----	--

Objectives?

Yes	√	No	
-----	---	----	--

2. Does the college offer self-financed Programmes?

Yes	√	No	
-----	---	----	--

If yes, how many?

38

Fee charged for each programme (include Certificate , Diploma, Add-on courses etc.)

Sl.No.	Programme (B.sc., B.Com. etc.)	Fee charged in Rs.
1	F.Y. B.Sc. (I. T.)	4000
2	S.Y. B.Sc. (I. T.)	5500
3	T.Y. B.Sc. (I. T.)	8000
4	F.Y. B.Sc. (Microbiology)	7000
5	S.Y. B.Sc. (Microbiology)	9000
6	T.Y. B.Sc. (Microbiology)	10000
7	F.Y.B.C.A.	12000
8	S.Y.B.C.A.	12000
9	T.Y.B.C.A.	12000
10	F.Y.B.B.M.	7000
11	S.Y.B.B.M.	7000
12	T.Y.B.B.M.	7000
13	F.Y.B.A. (Computer)	350
14	S.Y.B.A. (Computer)	400
15	T.Y.B.A. (Computer)	450
16	M.B.M. (Computer Management)-I	13000
17	M.Sc. (Computer Science)-I	22520
18	M.Sc. (Computer Science)-II	22520
19	M. A. English, Hindi-I	6325
20	M. A. English, Hindi-II	6270
21	Foundation Course in Human Rights Values Education	100
22	Certificate Course in Human Rights and Values in Education	250

Sl.No.	Programme (B.sc., B.Com. etc.)	Fee charged in Rs.
23	Certificate Course in Communicative English	600
24	Certificate Course in Biotechnology	1500
25	Certificate Course in Electro. Equipment Maintenance	1500
26	Certificate Course in Web Designing	1500
27	Certificate Course in Animation Technology	1500
28	Certificate Course in Horticulture Technology	1000
29	Diploma Course in Communicative English	800
30	Diploma Course in Biotechnology	1500
31	Diploma Course in Electronic Equipment Maintenance	1500
32	Diploma Course in Web Designing	2000
33	Diploma Course in Animation Technology	2000
34	Advanced Diploma in Communicative English	1000
35	Advanced Diploma in Biotechnology	2500
36	Advanced Diploma in Electro. Equipment Maintenance	1500
37	Advanced Diploma in Web Designing	2500
38	P. G. Diploma in Agro-Waste Management	3500

3. Number of Programmes offered under

a. annual system

02**B.A./B.Com**

b. semester system

06**B.A./B.Com/B.Sc.**

c. trimester system

00

4. Programmes with

a. choice based credit system

Yes		No	√	Number	
-----	--	----	---	--------	--

b. Inter/multidisciplinary approach

Yes	√	No		Number	10
-----	---	----	--	--------	----

c. Any other, specify

Yes		No	√	Number	
-----	--	----	---	--------	--

5. Are there Programmes where assessment of teachers by students is practiced?

Yes		No	√	Number	
-----	--	----	---	--------	--

6. Are there Programmes taught only by visiting faculty?

Yes		No	√	Number	
-----	--	----	---	--------	--

7. New programmes introduced during the last five years

UG	Yes	√	No		Number	12
,PG	Yes	√	No		Number	06
Foundation, Certificate, Diploma, Advanced Diploma Courses	Yes	√	No		Number	12

8. How long does it take for the institution to introduce a new programme within the existing system?

01 Year

9. Does the institution develop and deploy action plans for effective implementation of the curriculum?

Yes	√	No	
-----	---	----	--

10. Was there major syllabus revision during the last five years? If yes, indicate the number.

Yes	√	No		Number	405
-----	---	----	--	--------	-----

11. Is there a provision for Project work etc. in the programme? If yes, indicate the number.

Yes	√	No		Number	16
-----	---	----	--	--------	----

12. Is there any mechanism to obtain feedback on curricular aspects from

a. Academic Peers?

Yes	√	No	
-----	---	----	--

b. Alumni?

Yes		No	√
-----	--	----	---

c. Students?

Yes	√	No	
-----	---	----	--

d. Employers?

Yes		No	√
-----	--	----	---

e. Any other?

Yes	√	No	
-----	---	----	--

Criterion II: Teaching-Learning and Evaluation

1. How are students selected for admission to various courses?

- | | |
|--|-------------------------------------|
| a) Through an entrance test developed by the institution | <input type="checkbox"/> |
| b) Common entrance test conducted by the University/Government | <input type="checkbox"/> |
| c) Through interview | <input type="checkbox"/> |
| d) Entrance test and interview | <input checked="" type="checkbox"/> |
| e) Merit at the previous qualifying examination | <input checked="" type="checkbox"/> |
| f) Any other (specify) | <input type="checkbox"/> |

(If more than one method is followed, kindly specify the weightages)

2. Highest and Lowest percentage of marks at the qualifying examination

considered for admission during the previous academic year

2009-10

Programmes (UG and PG)	Open category		SC/ST category		Any other OBC, VJNT, SBC	
	Highest (%)	Lowest (%)	Highest (%)	Lowest (%)	Highest (%)	Lowest (%)
F.Y.B.A.	75.17	40.60	70.50	37.50	76.50	38.00
F.Y.B.Com.	76.83	40.00	68.33	41.83	73.33	40.00
F.Y.B.Sc.	76.50	39.33	68.83	42.33	76.50	39.33
F.Y.B.C.A.	73.50	43.67	70.17	58.17	64.83	43.67
M. A.	62.00	43.45	69.00	50.00	68.00	43.83
M. Sc.	71.58	58.91	NIL	NIL	69.91	59.66

3. Number of working days during the last academic year

308

4. Number of teaching days during the last academic year

254

5. Number of positions sanctioned and filled

Sanctioned/ Filled

Teaching

78

67

Non-teaching

20

20

Technical

06

06

6. a. Number of regular and permanent teachers (gender-wise)

Professors	M	00	F	00
Associate Professor	M	40	F	07
Assistant Professor	M	08	F	02
Lecturers	M	00	F	00

b. Number of temporary teachers (gender-wise)

Lecturers – Full- time	M	00	F	00
Lecturers – Part- time	M	00	F	00
Lecturers (Management appointees) - Full time	M	00	F	00
Lecturers (Management appointees) - Part time	M	00	F	00
Any other CHB	M	05	F	05
Total	M	05	F	05

c. Number of teachers

From the same State	67
From other States	00

* M – Male F – Female

7. a. Number of qualified/ permanent teachers and their percentage to the total number of faculty

53	79.10
----	-------

b. Teacher: student ratio

1:33

c. Number of teachers with Ph.D. as the highest qualification and their percentage to the total faculty strength

13	19.40
----	-------

d. Number of teachers with M. Phil as the highest qualification and their percentage to the total faculty strength

13	19.40
----	-------

e. Percentage of the teachers who have completed UGC, NET and SLET exams 7.46 %

f. Percentage of the faculty who have served as resource persons in Workshop/ Seminars/ Conferences during the last five years 24.61 %

g. Number of faculty development programmes availed by teachers (last five years) (2005-06 to 2009-10)

	1	2	3	4	5
UGC/ FIP programme	2	0	0	0	0
Refresher:	2	1	0	0	0
Orientation:	0	0	1	0	2
Any other : Seminar, Workshop, Conference attended.	28	43	67	76	61

h. Number of faculty development programmes organized by the college during the last five years

	1	2	3	4	5
Seminars/ workshops/symposia on curricular development, teaching-learning, assessment, etc.	1	2	3	1	1
Research management	0	0	0	0	0
Invited/endowment lectures	9	15	18	12	15
Any other (specify)	0	0	0	0	0

Number %

8. Number and percentage of the courses where predominantly the lecture method is practiced 295 72.84

9. Does the college have the tutor-ward system? Yes No ✓

If yes, how many students are under the care of a teacher? ---

10. Are remedial programmes offered? Yes ✓ No Number 03

11. Are bridge courses offered? Yes No ✓ Number

12. Are there Courses with ICT-enabled teaching-learning processes?

Yes	√	No		Number	32
-----	---	----	--	--------	----

13. Is there a mechanism for:

a. Self appraisal of faculty?

Yes	√	No	
-----	---	----	--

b. Student assessment of faculty performance?

Yes		No	√
-----	--	----	---

c. Expert /Peer assessment of faculty performance?

Yes	√	No	
-----	---	----	--

14. Do the faculty members perform additional administrative work?
If yes, the average number of hours spent by the faculty per week.

Yes	√	No	
-----	---	----	--

03

Criterion III: Research, Consultancy and Extension

1. How many teaching faculty are actively involved in research? (Guiding student research, managing research projects etc.,)

Number % of total

10	17.85
----	-------

2. Research collaborations :

a. National

If yes, how many?

Yes		No	√
-----	--	----	---

--

b. International

If yes, how many?

Yes	√	No	
-----	---	----	--

01

3. Is the faculty involved in consultancy work?

If yes, consultancy earnings/ year
(average of last two years may be given)

Yes	√	No	
-----	---	----	--

NIL

4. a. Do the teachers have ongoing/ completed research projects?

If yes, how many? On going

Yes	√	No	
-----	---	----	--

05

Completed

10

b. Provide the following details about the ongoing research projects

Major projects	Yes		No	√	Number		Agency		Amt.	
Minor projects	Yes	√	No		Number	05	Agency	UGC	Amt.	500,000
College Projects	Yes		No	√	Number		Amount			
Industry sponsored	Yes		No	√	Number		Industry		Amt.	
Any other (specify)	Yes		No	√						
No. of student research projects	Yes		No	√	Number		Amount sanctioned by the College			

5. Research publications:

International journals

Yes	√	No		Number	10
-----	---	----	--	--------	----

National journals- referred Papers

Yes	√	No		Number	41
-----	---	----	--	--------	----

College journal	Yes		No	√	Number	
Books	Yes	√	No		Number	44
Abstract	Yes	√	No		Number	52
Any other (General Books)	Yes	√	No		Number	13

Awards, recognition, patents etc. if any (specify)

- Honorary Fellowship F.S.L.Sc. = 02
- Member on Editorial Board National Level Journal Deccan Current Science = 02

6. Has the faculty

a) Participated in Conferences?

Yes	√	No		Number	63
-----	---	----	--	--------	----

b) Presented research papers in Conferences?

Yes	√	No		Number	52
-----	---	----	--	--------	----

7. Number of extension activities organized in collaboration with other agencies/NGOs (such as Rotary/Lions Club) (average of last two years)

08

8. Number of regular extension programmes organized by NSS and NCC (average of last five years)

NSS	NCC
12	NA

9. Number of NCC Cadets/units

Yes		No	√	Number	
-----	--	----	---	--------	--

10. Number of NSS Volunteers/units

Yes	√	No		Number	250
-----	---	----	--	--------	-----

Criterion IV: Infrastructure and Learning Resources

1. (a) Campus area in acres	3.55			
(b) Built up area in Sq. Meters	1938.88			
(*1 sq.ft. = 0.093 sq.mt)				
2. Working hours of the Library				
(a) On working days	7.20-5.30			
(b) On holidays	7.20-5.30*			
(c) On Examination days	7.20-5.30			
*In Winter and Summer Vacations.				
3. Average number of faculty visiting the library/day (average for the last two years)	14 Per Day			
4. Average number of students visiting the library/day (average for the last two years)	67			
5. Number of journals subscribed to the institution	49			
6. Does the library have the open access system?	Yes		No	√
7. Total collection (Number)				
a. Books	Title	Volumes		
b. Textbooks	22604			
c. Reference books	10715			
d. Magazines	11637	252		
e. Current journals	49			
Indian journals	10			
Foreign journals	--			
f. Peer- reviewed journals	--			
g. Back volumes of journals			35	
h. E-resources				
CDs/ DVDs	35			
Databases (N-List)	01			
Online journals	--			
Audio- Visual resources	--	20		

i. Special collections (numbers)

Repository	Yes		No	√	Number	
(World Bank, OECD, UNESCO etc.)						
Interlibrary borrowing facility	Yes		No	√	Number	
Materials acquired under special schemes (UGC, DST etc.) SOUL	Yes	√	No		Number	01
Materials for Competitive examinations including Employment news, Yojana etc.	Yes	√	No		Number	1971
Book Bank	Yes	√	No		Number	1050
Braille materials	Yes		No	√	Number	
Manuscripts	Yes		No	√	Number	
Any other (Encyclopaedia)	Yes	√	No		Number	246

8. Number of books/journals / periodicals added during the last two years and their total cost

	2008-09		2009-10	
	Number	Total Cost (Rs.)	Number	Total Cost (Rs.)
Text books	1045	1,15,831	642	75,463
Reference Books	387	1,02,649	662	2,81,963
Other books	00	00	00	00
Journals/Periodicals	49	17,256	49	18,490
Encyclopedia	00	00	00	00
Any other(specify)	00	00	00	00

9. Mention the

• Total carpet area of the Central Library (in sq. ft)	4416.24
• Number of departmental libraries	07
• Average carpet area of the departmental libraries	--

The space in the department is used to provide the books.

• Seating capacity of the Central Library (Reading room)	100 + 20
10. Status of Automation of the Library	
• not initiated	<input type="checkbox"/>
• fully automated	<input type="checkbox"/>
• partially automated	<input checked="" type="checkbox"/>
11. Percentage of library budget in relation to the total budget	0.78 %
12. Services/facilities available in the library (If yes, tick in the box)	
• Circulation	<input checked="" type="checkbox"/>
• Clipping	<input checked="" type="checkbox"/>
• Bibliographic compilation	<input type="checkbox"/>
• Reference	<input checked="" type="checkbox"/>
• Reprography	<input checked="" type="checkbox"/>
• Computer and Printing	<input checked="" type="checkbox"/>
• Internet	<input checked="" type="checkbox"/>
• Inter-library loan	<input type="checkbox"/>
• Power back up	<input checked="" type="checkbox"/>
• Information display and notification	<input checked="" type="checkbox"/>
• User orientation /information literacy	<input checked="" type="checkbox"/>
• Any other (specify)	<input type="checkbox"/>
13. Average number of books issued/returned per day	30
14. Ratio of library books to the number of students enrolled	11 : 1
15. Computer Facilities	
• Number of computers in the college	95
• Number of Departments with computer facilities	8
• Central computer facility (Number of terminals)	6

- Budget allocated for purchase of computers during the last academic year

4,00,000

- Amount spent on maintenance and upgrading of computer facilities during the last academic year

4000

- Internet Facility, Connectivity

Dialup	Broadband	Others (Specify)
00	11	00

- Number of nodes/ computers with Internet facility

30

16. Is there a Workshop/Instrumentation Centre?

Yes		No	√	Available from the year	
-----	--	----	---	-------------------------	--

17. Is there a Health Centre?

Yes	√	No		Available from the year	2003
-----	---	----	--	-------------------------	------

18. Is there Residential accommodation for Faculty?

Yes		No	√
Yes		No	√

Non-teaching staff?

19. Are there student Hostels?

Yes	√	No	
-----	---	----	--

If yes, number of students residing in hostels

13

Male

Yes		No	√	Number	
-----	--	----	---	--------	--

Female

Yes	√	No		Number	13
-----	---	----	--	--------	----

20. Is there a provision for

a) Sports fields

Yes	√	No	
-----	---	----	--

b) Gymnasium

Yes	√	No	
-----	---	----	--

c) Womens' rest rooms

Yes	√	No	
-----	---	----	--

d) Transport

Yes		No	√
-----	--	----	---

e) Canteen/Cafeteria

Yes	√	No	
-----	---	----	--

f) Students centre

Yes	√	No	
-----	---	----	--

g) Vehicle parking facility

Yes	√	No	
-----	---	----	--

Criterion V: Student Support and Progression

1. a. Student strength

(Provide information in the following format, for the past two years)

Academic Year 2008-09

Student Enrolment	UG			PG			M.Phil			Ph.D			Diploma / Certificate			Self-Funded		
	M	F	T	M	F	T	M	F	T	M	F	T	M	F	T	M	F	T
Number of students from the same State where the college is located	994	973	1967	12	8	20	00	00	00	7	2	9	46	82	128	126	108	234
Number of students from other States	-	-	-	-	-	-	-	-	-	-	-	-	-	-	-	-	-	-
Number of NRI students	-	-	-	-	-	-	-	-	-	-	-	-	-	-	-	-	-	-
Number of foreign students	-	-	-	-	-	-	-	-	-	-	-	-	-	-	-	-	-	-

M – Men, F- Female, T-Total

Academic Year 2009-10

Student Enrolment	UG			PG			M.Phil			Ph.D			Diploma / Certificate			Self-Funded		
	M	F	T	M	F	T	M	F	T	M	F	T	M	F	T	M	F	T
Number of students from the same State where the college is located	1100	1078	2178	14	16	30	00	00	00	7	2	9	65	91	156	168	179	347
Number of students from other States	-	-	-	-	-	-	-	-	-	-	-	-	-	-	-	-	-	-
Number of NRI students	-	-	-	-	-	-	-	-	-	-	-	-	-	-	-	-	-	-
Number of foreign students	-	-	-	-	-	-	-	-	-	-	-	-	-	-	-	-	-	-

M – Men, F- Female, T-Total

* The nos. indicated are the students allotted by the university for carrying out research work to the Guides recognized from our college.

b. Dropout rate in UG and PG (average for the last two batches)

	Number	%
UG	106 of 1629	6.50
PG	0 of 61	0

2. Financial support for students: (last Year)

	Number	Amount
Endowments	---	---
Freeships	89	2,44,220
Scholarship (Government)	1142	39,96,886
Scholarship (Institution)	---	---
Number of loan facilities	39	29,000
Any other financial support (Earn While Learn	20	58,890
Univ. Support for Economically Backward Insurance	39	29,000
STW/PTW	01	55,000
EBC	59	6,405
Support from Religious and Community Trusts (C. B. Chajed and Suganbhai Bhatiya Scholarship)	672	45,365
	02	9,500

3. Does the college obtain feedback from students on their campus experience?

Yes	√	No	
-----	---	----	--

4. Major cultural events (data for last year)

Events	Organized			Participated		
	Yes	No	Number	Yes	No	Number
Inter-collegiate	√		01	√		65
Inter-university		√			√	
National		√		√		01
Any other (Annual cultural event, Debating, Elocution)	√		118	√		115

5. Examination Results (data of past five years) (2005-06 to 2009-10)

Results	UG					PG				
	1	2	3	4	5	1	2	3	4	5
Pass Percentage	84.06	70.04	75.69	68.29	73.98	58.33	17.94	45.95	50	53
Number of first classes	110	123	94	129	105	1	1	0	1	13
Number of distinctions	23	26	22	26	158	0	0	0	0	0
Ranks (if any)	01	03	06	08	07	0	0	0	0	0

(* Add more columns if not adequate)

6. Number of overseas programmes on campus and income earned:

Number	Amount	Agency
00	00	00

7. Number of students who have passed the following examinations during the last five years

	1	2	3	4	5
NET	--	--	--	--	--
SLET	--	--	--	--	--
CAT	--	--	--	--	--
TOEFL	--	--	--	--	--
GRE	--	--	--	--	--
GMAT	--	--	--	--	--
Civil services (IAS / IPS/IFS)	--	--	--	--	--
Defence Entrance	1	--	--	2	1
Other services	--	--	--	--	--
Any other (Police, and other)	04	06	03	04	08

8. Is there a Student Counselling Centre?

Yes	√	No	
-----	---	----	--

9. Is there a Grievance Redressal Cell?

Yes	√	No	
-----	---	----	--

10. Does the college have an Alumni Association?

Yes	√	No		Formed in the year	2005
-----	---	----	--	-----------------------	------

11. Does the college have a Parent-teachers Association?

Yes	√	No		Formed in the year	2005
-----	---	----	--	-----------------------	------

Criterion VI: Governance and Leadership

1. Has the institution appointed a permanent Principal?

Yes	√	No	
-----	---	----	--

If Yes, denote the qualifications

M.Sc., M. Phil., Ph. D.

If No, for how long has the position been vacant?

2. Number of professional development programmes held for the Non-teaching staff (last two years)

01	01
----	----

3. Financial resources of the college (approximate amount) – Last year's data

• Grant-in-aid	36583295.00
• Fee from aided courses	4909842.00
• Donation	----
• Fee from Self-funded courses	4441968.00
• Any other (specify)	46073655.00

4. Statement of Expenditure (for last two years) (Amount in Lakh)

Item	Before last 2008-09	last year 2009-10
% spent on the salaries of faculty	62.05	58.26
% spent on the salaries of non-teaching employees including contractual workers	7.98	7.86
% spent on books and journals	0.54	0.78
% spent on Building development	4.34	0.51
% spent on hostels, and other student amenities	0.73	0.75
% spent on maintenance - electricity, water, telephones, infrastructure	0.62	0.68
% spent on academic activities of departments - laboratories, green house, animal house, field trips etc.	4.57	9.52
% spent on research, seminars, etc.	0.08	0.24
% spent on miscellaneous expenditure	15.46	12.52

Note: The institution may provide the details regarding the above table as per the heads of accounts being maintained. However, care may be taken to cover the above items.

5. Dates of meetings of Academic and Administrative Bodies during the last two years:

	Last Year	Year Before last
Governing Body (LMC)	2/10/09, 20/03/10	17/05/08, 17/02/09
Internal Admn. Bodies (mention only three most important bodies)		
IQAC	20/06/2009, 15/10/2009, 24/04/2010	17/06/2008, 10/10/2008, 25/04/2009
Admission Committee	18/06/2009	17/06/2008
Examination Committee	05/07/2009 06/02/2010	26/07/2008 07/02/2009
Any other (specify)	16/06/2009	16/06/2008
Staff Meeting	31/10/2009 26/11/2009 30/04/2010	31/10/2008 27/11/2008 30/04/2009

6. Are there Welfare Schemes for the academic community?

- Loans:

Yes	√	No	
-----	---	----	--
- Medical allowance

Yes	√	No	
-----	---	----	--
- Any other (Group Insurance, Welfare fund from Staff Credit Society)

Yes	√	No	
-----	---	----	--

7. Are there ICT supported / Computerised units/processes/activities for the following?

- a) Administrative section/ Office

Yes	√	No	
-----	---	----	--
- b) Finance Unit

Yes		No	√
-----	--	----	---
- c) Student Admissions

Yes	√	No	
-----	---	----	--
- d) Placements

Yes		No	√
-----	--	----	---
- e) Aptitude Testing

Yes		No	√
-----	--	----	---
- f) Examinations

Yes	√	No	
-----	---	----	--
- g) Student Records

Yes	√	No	
-----	---	----	--

Criterion VII: Innovative Practices

1. Has the institution established Internal Quality Assurance Mechanisms?

Yes	√	No	
-----	---	----	--

2. Do students participate in the Quality Enhancement initiatives of the Institution?

Yes	√	No	
-----	---	----	--

3. What is the percentage of the following student categories in the institution?

a. SC	8.27%
b. ST	2.34%
c. OBC	39.25%
d. Women	49.77%
e. Differently-abled	0.27%
f. Rural	54.67%
h. Tribal	6.74%
i. Any other (VJ/NT, SBC)	14.57%

4. What is the percentage of the following category of staff?

	Category	Teaching staff	%	Non-teaching staff	%
a	SC	8	12.30	6	22.22
b	ST	3	4.62	3	11.11
c	OBC	1*	1.54	--	--
d	Women	15	23.07	01	3.70
e	Physically-challenged	1	1.53	--	--
f	General Category	47**	72.30	15	55.55
g	Any other (NT, VJ/DT, SBC)	6	9.23	2	7.40

* Most of the staff was recruited before the reservation for OBC was sanctioned by Govt.

** The number of staff in this category is inclusive of OBC candidates, but as their was no special provision for the appointment of OBC at the time of their recruitment they are included in General Category.

5. What is the percentage incremental academic growth of the following category of students for the last two batches?

	Category	At Admission in %		On completion of the course in %	
		Batch I	Batch II	Batch I	Batch II
a.	SC	53.20	54.80	58.00	68.17
b.	ST	54.26	53.63	56.25	62.27
c.	OBC	55.46	58.66	60.22	68.42
d.	Women	58.08	57.37	61.38	68.91
e.	Physically challenged	-	-	-	-
f.	General Category	54.25	56.04	60.48	69.11
g.	Any other (NT,VJ/DT,SBC)	54.42	53.27	60.70	66.54

Profile of the Department of Economics

		Responses	
1	Name of the Department	Economics	
2	Year of Establishment	General Level 1984 Special Level 1985	
3	Number of Teachers sanctioned and present position	03	03
4	Number of Administrative Staff	00	
5	Number of Technical Staff	00	
6	Number of Teachers and Students	03, Gen. 448 Spl. 81 Com. 370	
7	Demand Ratio (No. of seats : No. of applications)	1 : 1	
8	Ratio of Teachers to Students	Gen. 149:1 Spl 27:1 Com 123:1	
9	Number of research scholars who had their master's degree from other institutions	00	
10	The year when the curriculum was revised last	FY 07-08, SY 08-09, TY 09-10	
11	Number of students passed NET/SLET etc. (last two years)	00	
12	Success Rate of students (What is the pass percentage as compared to the University average? (Average of Arts and Commerce 12 Courses))	90.72 %	
13	University Distinction/ Ranks * <i>Total of the students scored distinction at the B.A. exit level in Economics in three courses in last five years.</i>	Distinctions = * 134 Ranks = 01	
14	Publications by faculty (last 5 years)	00	
15	Awards and recognition received by faculty (last five years)	00	
16	Faculty who have Attended National and International Seminars (last five years)	01	00
17	Number of National and International seminars organized (Last five years)	00	00
18	Number of teachers engaged in consultancy and the revenue generated	00	00
19	Number of Ongoing projects and its total outlay	00	00
20	Research projects completed during last two & its total outlay	00	00
21	Number of inventions and patents	00	00
22	Number of Ph. D theses guided during the last two years	00	
23	Number of Books in the Departmental Library, if any	00	
24	Number of Journals/Periodicals	04	
25	Number of Computers	00	
26	Annual Budget (For the purchase of books) for the year 2010-11	15000/-	

Profile of the Department of Education

		Responses	
1	Name of the Department	Education	
2	Year of Establishment	General Level 1984	
3	Number of Teachers sanctioned and present position	01	01
4	Number of Administrative Staff	00	
5	Number of Technical Staff	00	
6	Number of Teachers and Students	01, Gen. 832	
7	Demand Ratio (No. of seats : No. of applications)	1 : 1	
8	Ratio of Teachers to Students	Gen. 832:1	
9	Number of research scholars who had their master's degree from other institutions	00	
10	The year when the curriculum was revised last	FY 10-11, SY 08-09, TY 09-10	
11	Number of students passed NET/SLET etc. (last two years)	00	
12	Success Rate of students (What is the pass percentage as compared to the University average? (Average of Arts 03 Courses) 2009-10)	95.30 %	
13	University Distinction/ Ranks * <i>Total of the students scored distinction at the B.A. exit level in Education in last five years.</i>	Distinctions = *111 Ranks = 00	
14	Publications by faculty (last 5 years)	00	
15	Awards and recognition received by faculty (last five years)	01	
16	Faculty who have Attended National and International Seminars (last five years)	05	00
17	Number of National and International seminars organized (Last five years)	00	00
18	Number of teachers engaged in consultancy and the revenue generated	00	00
19	Number of Ongoing projects and its total outlay	00	00
20	Research projects completed during last two & its total outlay	00	00
21	Number of inventions and patents	00	00
22	Number of Ph. D theses guided during the last two years	00	
23	Number of Books in the Departmental Library, if any	00	
24	Number of Journals/Periodicals	02	
25	Number of Computers	00	
26	Annual Budget (For the purchase of books) for the year 2010-11	1800/-	

Profile of the Department of English

		Responses	
1	Name of the Department	English	
2	Year of Establishment	General Level 1984 Special Level 1985	
3	Number of Teachers sanctioned and present position	05	05
4	Number of Administrative Staff	00	
5	Number of Technical Staff	00	
6	Number of Teachers and Students	UG 04, Gen. 1700 03 Spl. 180 PG = 10	
7	Demand Ratio (No. of seats : No. of applications)	1 : 1	
8	Ratio of Teachers to Students	UG Gen. Level = 1 : 425 Spl. Level = 1 : 60 PG = 1 : 2.5	
9	Number of research scholars who had their master's degree from other institutions	00	
10	The year when the curriculum was revised last	FY 07-08, SY 08-09, TY 09-10 FY (CGPA) 09-10	
11	Number of students passed NET/SLET etc. (last two years)	00	
12	Success Rate of students (What is the pass percentage as compared to the University average?)	UG Gen Level = 70.54 Spl. Level = 91.34 PG =	
13	University Distinction/ Ranks (<i>At Third Year B. A. English Special in last Four years University Examination</i>)	Distinction = 114 Ranks =07	
14	Publications by faculty (last 5 years)	04	
15	Awards and recognition received by faculty (last five years)	01	
16	Faculty who have Attended National and International Seminars (last five years)	00	00
17	Number of National and International seminars organized (Last five years)	00	00
18	Number of teachers engaged in consultancy and the revenue generated	04	00
19	Number of Ongoing projects and its total outlay	00	00
20	Research projects completed during last two & its total outlay	01	20,000
21	Number of inventions and patents	00	00
22	Number of Ph. D. theses guided during the last two years	00	
23	Number of Books in the Departmental Library, if any	513	
24	Number of Journals/Periodicals	02	
25	Number of Computers	01	
26	Annual Budget	16000/-	

Profile of the Department of Geography

		Responses	
1	Name of the Department	Geography	
2	Year of Establishment	Geography: General Level 1984 Special Level 1986	
3	Number of Teachers sanctioned and present position	05	05
4	Number of Administrative Staff	01	
5	Number of Technical Staff	01	
6	Number of Teachers and Students	05 Gen. Level : 706 05 Spl. Level : 92	
7	Demand Ratio (No. of seats : No. of applications)	1 : 100	
8	Ratio of Teachers to Students	1 : 156	
9	Number of research scholars who had their master's degree from other institutions	00	
10	The year when the curriculum was revised last	FY 07-08, SY 08-09, TY 09-10	
11	Number of students passed NET/SLET etc. (last two years)	01	
12	Success Rate of students (What is the pass percentage as compared to the University average?)	F.Y.B.A. = 84.01% F.Y.B.Com. =100% F.Y.B.Sc. =96.82% S,Y.B.A. = 96.67 % T.Y.B.A. =100%	
13	University Distinction/ Ranks (<i>Total no of the students scored distinction at the B.A. exit level in Geography in three courses in last five years.</i>)	Geo.Spl.T.Y.B.A. Dist= 345 One Student in Uni. is IIndRank,	
14	Publications by faculty (last 5 years)	06 Research Paper	
15	Awards and recognition received by faculty (last five years)	03 Awards	
16	Faculty who have Attended National and International Seminars (last five years)	22	04
17	Number of National and International seminars organized (Last five years)	00	00
18	Number of teachers engaged in consultancy and the revenue generated	00	00
19	Number of Ongoing projects and its total outlay	02	₹ 235,000/-
20	Research projects completed during last two & its total outlay	00	00
21	Number of inventions and patents	00	00
22	Number of Ph. D theses guided during the last two years	00	
23	Number of Books in the Departmental Library, if any	10	
24	Number of Journals/Periodicals	02	
25	Number of Computers	01	
26	Annual Budget	₹ 65,000/-	

Profile of the Department of Hindi

		Responses	
1	Name of the Department	Hindi	
2	Year of Establishment	General Level 1984 Special Level 1985	
3	Number of Teachers sanctioned and present position	02	02
4	Number of Administrative Staff	00	
5	Number of Technical Staff	00	
6	Number of Teachers and Students	03, Gen 432 Spl. 53 PG 20	
7	Demand Ratio (No. of seats : No. of applications)	1 : 1	
8	Ratio of Teachers to Students	Gen. 168:1 Spl 26:1 PG 10:1	
9	Number of research scholars who had their master's degree from other institutions	00	
10	The year when the curriculum was revised last	FY 07-08, SY 08-09, TY 09-10	
11	Number of students passed NET/SLET etc. (last two years)	00	
12	Success Rate of students (What is the pass percentage as compared to the University average?)	90.97 %	
13	University Distinction/ Ranks	02	
14	Publications by faculty (last 5 years)	06	
15	Awards and recognition received by faculty (last five years)	00	
16	Faculty who have Attended National and International Seminars (last five years)	07	00
17	Number of National and International seminars organized (Last five years)	00	00
18	Number of teachers engaged in consultancy and the revenue generated	00	00
19	Number of Ongoing projects and its total outlay	00	00
20	Research projects completed during last two & its total outlay	01	1,00,000
21	Number of inventions and patents	00	00
22	Number of Ph. D theses guided during the last two years	00	
23	Number of Books in the Departmental Library, if any	00	
24	Number of Journals/Periodicals	05	
25	Number of Computers	00	
26	Annual Budget	18851	

Profile of the Department of History

		Responses	
1	Name of the Department	History	
2	Year of Establishment	General Level 1984 Special Level 1992	
3	Number of Teachers sanctioned and present position	02	02
4	Number of Administrative Staff	00	
5	Number of Technical Staff	00	
6	Number of Teachers and Students	02 Gen 401 Spl. 28	
7	Demand Ratio (No. of seats : No. of applications)	1 : 1	
8	Ratio of Teachers to Students	Gen. 200:1 Spl 14:1	
9	Number of research scholars who had their master's degree from other institutions	00	
10	The year when the curriculum was revised last	FY 06-07, SY 07-08, TY 08-09	
11	Number of students passed NET/SLET etc. (last two years)	00	
12	Success Rate of students (What is the pass percentage as compared to the University average?)	92.52 %	
13	University Distinction/ Ranks	01	
14	Publications by faculty (last 5 years)	00	
15	Awards and recognition received by faculty (last five years)	00	
16	Faculty who have Attended National and International Seminars (last five years)	00	00
17	Number of National and International seminars organized (Last five years)	00	00
18	Number of teachers engaged in consultancy and the revenue generated	00	00
19	Number of Ongoing projects and its total outlay	00	00
20	Research projects completed during last two & its total outlay	00	00
21	Number of inventions and patents	00	00
22	Number of Ph. D theses guided during the last two years	00	
23	Number of Books in the Departmental Library, if any	00	
24	Number of Journals/Periodicals	00	
25	Number of Computers	00	
26	Annual Budget	Rs. 3150/-	

Profile of the Department of Marathi

		Responses	
1	Name of the Department	Marathi	
2	Year of Establishment	General Level 1984 Special Level 1986	
3	Number of Teachers sanctioned and present position	03	03
4	Number of Administrative Staff	00	
5	Number of Technical Staff	00	
6	Number of Teachers and Students	03, Gen. 727 03 Spl. 103	
7	Demand Ratio (No. of seats : No. of applications)	1 : 1	
8	Ratio of Teachers to Students	Gen. Level = 1 : 242 Spl. Level = 1 : 34	
9	Number of research scholars who had their master's degree from other institutions	00	
10	The year when the curriculum was revised last	FY 07-08, SY 08-09, TY 09-10 FY (CGPA) 09-10	
11	Number of students passed NET/SLET etc. (last two years)	00	
12	Success Rate of students (What is the pass percentage as compared to the University average?)	86 %	58.65 %
13	University Distinction/ Ranks (At Third Year B. A. University Examination)	00	
14	Publications by faculty (last 5 years)	Books= 02, Papers= 19	
15	Awards and recognition received by faculty (last five years)	03	
16	Faculty who have Attended National and International Seminars (last five years)	25	04
17	Number of National and International seminars organized (Last five years)	00	00
18	Number of teachers engaged in consultancy and the revenue generated	00	00
19	Number of Ongoing projects and its total outlay	01	Rs. 60,000/-
20	Research projects completed during last two & its total outlay	00	00
21	Number of inventions and patents	00	00
22	Number of Ph. D. theses guided during the last two years	02	
23	Number of Books in the Departmental Library, if any	00	
24	Number of Journals/Periodicals	11	
25	Number of Computers	00	
26	Annual Budget	₹10,000.00	

Profile of the Department of Political Science

		Responses	
1	Name of the Department	Political Science	
2	Year of Establishment	General Level 1984 Special Level 1992	
3	Number of Teachers sanctioned and present position	02	02
4	Number of Administrative Staff	00	
5	Number of Technical Staff	00	
6	Number of Teachers and Students	02, Gen. 627 02 Spl. 83	
7	Demand Ratio (No. of seats : No. of applications)	1 : 1	
8	Ratio of Teachers to Students	Gen. 627: 1 Spl. 83 : 1	
9	Number of research scholars who had their master's degree from other institutions	00	
10	The year when the curriculum was revised last	FY 07-08, SY 08-09, TY 09-10	
11	Number of students passed NET/SLET etc. (last two years)	00	
12	Success Rate of students (What is the pass percentage as compared to the University average? (Average of Arts 03 Courses) 2009-10)	94.46 %	
13	University Distinction/ Ranks * <i>Total of the students scored distinction at the B.A. exit level in Political Sci. in three courses in last five years.</i>	Distinctions = * 152 Ranks = 01	
14	Publications by faculty (last 5 years)	00	
15	Awards and recognition received by faculty (last five years)	00	
16	Faculty who have Attended National and International Seminars (last five years)	02	00
17	Number of National and International seminars organized (Last five years)	00	00
18	Number of teachers engaged in consultancy and the revenue generated	00	00
19	Number of Ongoing projects and its total outlay	00	00
20	Research projects completed during last two & its total outlay	00	00
21	Number of inventions and patents	00	00
22	Number of Ph. D theses guided during the last two years	00	
23	Number of Books in the Departmental Library, if any	00	
24	Number of Journals/Periodicals	03	
25	Number of Computers	00	
26	Annual Budget (For the purchase of books) for the year 2010-11	Rs. 16165/-	

Profile of the Department of Psychology

		Responses	
1	Name of the Department	Psychology	
2	Year of Establishment	General Level 1984 Special Level 1996	
3	Number of Teachers sanctioned and present position	02	02
4	Number of Administrative Staff	00	
5	Number of Technical Staff	01	
6	Number of Teachers and Students	02 Gen 589 Spl. 44	
7	Demand Ratio (No. of seats : No. of applications)	1 : 1	
8	Ratio of Teachers to Students	Gen. 295:1 Spl 22:1	
9	Number of research scholars who had their master's degree from other institutions	00	
10	The year when the curriculum was revised last	FY 06-07, SY 07-08, TY 08-09	
11	Number of students passed NET/SLET etc. (last two years)	00	
12	Success Rate of students (What is the pass percentage as compared to the University average?)	95.92%	
13	University Distinction/ Ranks	02	
14	Publications by faculty (last 5 years)	02	
15	Awards and recognition received by faculty (last five years)	00	
16	Faculty who have Attended National and International Seminars (last five years)	00	00
17	Number of National and International seminars organized (Last five years)	00	00
18	Number of teachers engaged in consultancy and the revenue generated	00	00
19	Number of Ongoing projects and its total outlay	00	00
20	Research projects completed during last two & its total outlay	00	00
21	Number of inventions and patents	00	00
22	Number of Ph. D theses guided during the last two years	00	
23	Number of Books in the Departmental Library, if any	50	
24	Number of Journals/Periodicals	00	
25	Number of Computers	00	
26	Annual Budget	₹ 6230	

Profile of the Department of Commerce

		Responses	
1	Name of the Department	Commerce	
2	Year of Establishment	General Level 1984	
3	Number of Teachers sanctioned and present position	04	04
4	Number of Administrative Staff	00	
5	Number of Technical Staff	00	
6	Number of Teachers and Students	04, 372	
7	Demand Ratio (No. of seats : No. of applications)	1 : 1	
8	Ratio of Teachers to Students	372 : 1	
9	Number of research scholars who had their master's degree from other institutions	00	
10	The year when the curriculum was revised last	FY 08-09, SY 09-10, TY 10-11	
11	Number of students passed NET/SLET etc. (last two years)	00	
12	Success Rate of students (What is the pass percentage as compared to the University average?)	80.72 %	
13	University Distinction/ Ranks * <i>Total number of the students scored distinction at the B.Com. exit level in last five years.</i>	Distinctions = *10	
14	Publications by faculty (last 5 years)	02	
15	Awards and recognition received by faculty (last five years)	01	
16	Faculty who have Attended National and International Seminars (last five years)	00	00
17	Number of National and International seminars organized (Last five years)	00	00
18	Number of teachers engaged in consultancy and the revenue generated	00	00
19	Number of Ongoing projects and its total outlay	00	00
20	Research projects completed during last two & its total outlay	00	00
21	Number of inventions and patents	00	00
22	Number of Ph. D theses guided during the last two years	00	
23	Number of Books in the Departmental Library, if any	00	
24	Number of Journals/Periodicals	07	
25	Number of Computers	00	
26	Annual Budget (For the purchase of books) for the year 2010-11	60,000/-	

Profile of the Department of Computer Management

		Responses	
1	Name of the Department	Computer Management	
2	Year of Establishment	UG Level 2008 PG Level 2010	
3	Number of Teachers sanctioned and present position	05	02+ 5 CHB
4	Number of Administrative Staff	00	
5	Number of Technical Staff	00	
6	Number of Teachers and Students	02 and 93	
7	Demand Ratio (No. of seats : No. of applications)	1 : 1	
8	Ratio of Teachers to Students	1 : 13.2	
9	Number of research scholars who had their master's degree from other institutions	00	
10	The year when the curriculum was revised last	FYBCA/BBM 2008-09 SYBCA/BBM 2009-10 TYBCA/BBM 2010-11 FYMBM 2010-11	
11	Number of students passed NET/SLET etc. (last two years)	00	
12	Success Rate of students (What is the pass percentage as compared to the University average?)	100%	
13	University Distinction/ Ranks	00	
14	Publications by faculty (last 5 years)	02	
15	Awards and recognition received by faculty (last five years)	00	
16	Faculty who have Attended National and International Seminars (last five years)	03	01
17	Number of National and International seminars organized (Last five years)	00	00
18	Number of teachers engaged in consultancy and the revenue generated	01	01
19	Number of Ongoing projects and its total outlay	00	00
20	Research projects completed during last two & its total outlay	00	00
21	Number of inventions and patents	00	00
22	Number of Ph. D theses guided during the last two years	00	
23	Number of Books in the Departmental Library, if any	50	
24	Number of Journals/Periodicals	02	
25	Number of Computers	75	
26	Annual Budget	10,94,000	

Profile of the Department of Botany

		Responses	
1	Name of the Department	Botany	
2	Year of Establishment	General Level 1984 Special Level 1987	
3	Number of Teachers sanctioned and present position	04	04
4	Number of Administrative Staff	01	
5	Number of Technical Staff	02	
6	Number of Teachers and Students	04 & 108	
7	Demand Ratio (No. of seats : No. of applications)	1:1	
8	Ratio of Teachers to Students	1: 27	
9	Number of research scholars who had their master's degree from other institutions	00	
10	The year when the curriculum was revised last	FY 07-08, SY 08-09, TY 09-10	
11	Number of students passed NET/SLET etc. (last two years)	00	
12	Success Rate of students (What is the pass percentage as compared to the University average?)	82.52 %	
13	University Distinction/ Ranks	01	
14	Publications by faculty (last 5 years)	19	
15	Awards and recognition received by faculty (last five years)	00	
16	Faculty who have Attended National and International Seminars (last five years)	11	02
17	Number of National and International seminars organized (Last five years)	00	00
18	Number of teachers engaged in consultancy and the revenue generated	00	00
19	Number of Ongoing projects and its total outlay	00	00
20	Research projects completed during last two & its total outlay	00	00
21	Number of inventions and patents	00	00
22	Number of Ph. D theses guided during the last two years	00	
23	Number of Books in the Departmental Library, if any	155	
24	Number of Journals/Periodicals	01+9	
25	Number of Computers	01	
26	Annual Budget	Rs. 50,000	

Profile of the Department of Chemistry

		Responses	
1	Name of the Department	Chemistry	
2	Year of Establishment	General Level 1984 Special Level 1986	
3	Number of Teachers sanctioned and present position	05	05
4	Number of Administrative Staff	01	
5	Number of Technical Staff	02	
6	Number of Teachers and Students	5 and 123	
7	Demand Ratio (No. of seats : No. of applications)	1 : 1	
8	Ratio of Teachers to Students	1 : 25	
9	Number of research scholars who had their master's degree from other institutions	00	
10	The year when the curriculum was revised last	FY 07-08, SY 08-09, TY 09-10	
11	Number of students passed NET/SLET etc. (last two years)	00	
12	Success Rate of students (What is the pass percentage as compared to the University average?)	89.6%	
13	University Distinction/ Ranks (At Third Year B. Sc. University Examination)	Dist= 13	Rank= 03
14	Publications by faculty (last 5 years)	09	
15	Awards and recognition received by faculty (last five years)	00	
16	Faculty who have Attended National and International Seminars (last five years)	16	03
17	Number of National and International seminars organized (Last five years)	00	00
18	Number of teachers engaged in consultancy and the revenue generated	00	00
19	Number of Ongoing projects and its total outlay	00	00
20	Research projects completed during last two & its total outlay	01	Rs. 70,000/-
21	Number of inventions and patents	00	00
22	Number of Ph. D theses guided during the last two years	00	
23	Number of Books in the Departmental Library, if any	00	
24	Number of Journals/Periodicals	00	
25	Number of Computers	02	
26	Annual Budget	Rs. 80,000/-	

Profile of the Department of Computer Science

		Responses	
1	Name of the Department	Computer Science	
2	Year of Establishment	June 1986	
3	Number of Teachers sanctioned and present position	05	02
4	Number of Administrative Staff	--	
5	Number of Technical Staff	02	
6	Number of Teachers and Students	Teachers : 02 Students : 184	
7	Demand Ratio (No. of seats : No. of applications)	72(60+12):89	
8	Ratio of Teachers to Students	1 : 92	
9	Number of research scholars who had their master's degree from other institutions	00	
10	The year when the curriculum was revised last	FY 07-08, SY 08-09, TY 09-10	
11	Number of students passed NET/SLET etc. (last two years)	00	
12	Success Rate of students (What is the pass percentage as compared to the University average?)	-----	
13	University Distinction/ Ranks (At Third Year B. Sc. University Examination)	Ranks : 02	
14	Publications by faculty (last 5 years)	-----	
15	Awards and recognition received by faculty (last five years)	00	
16	Faculty who have Attended National and International Seminars (last five years)	02	02
17	Number of National and International seminars organized (Last five years)	00	00
18	Number of teachers engaged in consultancy and the revenue generated	00	00
19	Number of Ongoing projects and its total outlay	00	00
20	Research projects completed during last two & its total outlay	00	00
21	Number of inventions and patents	00	00
22	Number of Ph. D theses guided during the last two years	00	
23	Number of Books in the Departmental Library, if any	30	
24	Number of Journals/Periodicals	02	
25	Number of Computers	75	
26	Annual Budget	200,000	

Profile of the Department of Information Technology

		Responses	
1	Name of the Department	Information Technology	
2	Year of Establishment	General Level 2002 Special Level 2006	
3	Number of Teachers sanctioned and present position	04	02
4	Number of Administrative Staff	00	
5	Number of Technical Staff	00	
6	Number of Teachers and Students	02 and 71	
7	Demand Ratio (No. of seats : No. of applications)	1 : 1	
8	Ratio of Teachers to Students	1 : 36	
9	Number of research scholars who had their master's degree from other institutions	00	
10	The year when the curriculum was revised last	FY 07-08, SY 08-09, TY 09-10	
11	Number of students passed NET/SLET etc. (last two years)	00	
12	Success Rate of students (What is the pass percentage as compared to the University average?)	100%	
13	University Distinction/ Ranks	07	
14	Publications by faculty (last 5 years)	02+01=03	
15	Awards and recognition received by faculty (last five years)	00	
16	Faculty who have Attended National and International Seminars (last five years)	03	01
17	Number of National and International seminars organized (Last five years)	00	00
18	Number of teachers engaged in consultancy and the revenue generated	01	01
19	Number of Ongoing projects and its total outlay	00	00
20	Research projects completed during last two & its total outlay	00	00
21	Number of inventions and patents	00	00
22	Number of Ph. D theses guided during the last two years	00	
23	Number of Books in the Departmental Library, if any	25	
24	Number of Journals/Periodicals	00	
25	Number of Computers	75	
26	Annual Budget	3,04,500	

Profile of the Department of Mathematics and Statistics

		Responses	
1	Name of the Department	Mathematics & Statistics	
2	Year of Establishment	General Level 1984 Special Level 1986	
3	Number of Teachers sanctioned and present position	Math 03 Stat 02	Math 04 Stat 01+ 1 CHB
4	Number of Administrative Staff	00	
5	Number of Technical Staff	00	
6	Number of Teachers and Students	Maths : 04 and 279 Stats : 02 and 104	
7	Demand Ratio (No. of seats : No. of applications)	1 : 1	
8	Ratio of Teachers to Students	Maths = 1 : 70 Stats = 1 : 52	
9	Number of research scholars who had their master's degree from other institutions	00	
10	The year when the curriculum was revised last	FY 07-08, SY 08-09, TY 09-10, FY CGPA -2010-11	
11	Number of students passed NET/SLET etc. (last two years)	00	
12	Success Rate of students (What is the pass percentage as compared to the University average?)	Maths 90.14% Stats : 90.77 %	
13	University Distinction/ Ranks (At Third Year B. Sc. University Examination) Mathematics	Dist= 20	Rank= 03
14	Publications by faculty (last 5 years)	17	
15	Awards and recognition received by faculty (last five years)	00	
16	Faculty who have Attended National and International Seminars (last five years)	03	00
17	Number of National and International seminars organized (Last five years)	00	00
18	Number of teachers engaged in consultancy and the revenue generated	00	00
19	Number of Ongoing projects and its total outlay	00	00
20	Research projects completed during last two & its total outlay	01	₹ 30,000/-
21	Number of inventions and patents	00	00
22	Number of Ph. D theses guided during the last two years	00	
23	Number of Books in the Departmental Library, if any	173	
24	Number of Journals/Periodicals	00	
25	Number of Computers	00	
26	Annual Budget	₹ 20,000	

Profile of the Department of Microbiology

		Responses	
1	Name of the Department	Microbiology	
2	Year of Establishment	JULY 2005 Special Level 2009	
3	Number of Teachers sanctioned and present position	02	02 CHB
4	Number of Administrative Staff	01	
5	Number of Technical Staff	Lab attendant 01	
6	Number of Teachers and Students	02 Gen 16 Spl. 06	
7	Demand Ratio (No. of seats : No. of applications)	1 : 1	
8	Ratio of Teachers to Students	1 : 11	
9	Number of research scholars who had their master's degree from other institutions	00	
10	The year when the curriculum was revised last	FY 07-08, SY 08-09, TY 09-10	
11	Number of students passed NET/SLET etc. (last two years)	00	
12	Success Rate of students (What is the pass percentage as compared to the University average?)	83.33%	
13	University Distinction/ Ranks	03	--
14	Publications by faculty (last 5 years)	00	
15	Awards and recognition received by faculty (last five years)	00	
16	Faculty who have Attended National and International Seminars (last five years)	00	00
17	Number of National and International seminars organized (Last five years)	00	00
18	Number of teachers engaged in consultancy and the revenue generated	00	00
19	Number of Ongoing projects and its total outlay	00	00
20	Research projects completed during last two years & its total outlay	00	00
21	Number of inventions and patents	00	00
22	Number of Ph. D theses guided during the last two years	00	
23	Number of Books in the Departmental Library, if any	00	
24	Number of Journals/Periodicals	00	
25	Number of Computers	00	
26	Annual Budget	₹ 50,000/-	

Profile of the Department of Physics- Electronics

		Responses	
1	Name of the Department	Physics- Electronics	
2	Year of Establishment	Physics: General Level 1984 Special Level 1986 Electronics: General Level 1985 Special Level 1987	
3	Number of Teachers sanctioned and present position	08	08
4	Number of Administrative Staff	02	
5	Number of Technical Staff	02	
6	Number of Teachers and Students	F. Y. B. Sc. Phy T= 08, S= 61 F. Y. B. Sc. Ele T= 08, S= 140 S. Y. B. Sc. Phy T= 08, S= 13 S. Y. B. Sc. Ele T= 08, S= 92 T. Y. B. Sc. Phy T= 08, S= 04 T. Y. B. Sc. Ele T= 08, S= 11	
7	Demand Ratio (No. of seats : No. of applications)	1 : 1	
8	Ratio of Teachers to Students	1 : 40	
9	Number of research scholars who had their master's degree from other institutions	00	
10	The year when the curriculum was revised last	FY 07-08, SY 08-09, TY 09-10	
11	Number of students passed NET/SLET etc. (last two years)	00	
12	Success Rate of students (What is the pass percentage as compared to the University average?)	Phy. = 100% Ele. = 72.72%	
13	University Distinction/ Ranks (At Third Year B. Sc. University Examination)	Phy, Dist= 03 Rank 02 Ele, Dist= 06	
14	Publications by faculty (last 5 years)	04 Books and 04 Papers	
15	Awards and recognition received by faculty (last five years)	00	
16	Faculty who have Attended National and International Seminars (last five years)	08	05
17	Number of National and International seminars organized (Last five years)	00	00
18	Number of teachers engaged in consultancy and the revenue generated	00	00
19	Number of Ongoing projects and its total outlay	01	₹ 1,45,000/-
20	Research projects completed during last two & its total outlay	01	₹ 80,000/-
21	Number of inventions and patents	00	00
22	Number of Ph. D theses guided during the last two years	00	
23	Number of Books in the Departmental Library, if any	121	
24	Number of Journals/Periodicals	02	
25	Number of Computers	04	
26	Annual Budget	Lab. ₹ 80,000/- Books ₹ 15221/-	

Profile of the Department of Zoology

		Responses	
1	Name of the Department	Zoology	
2	Year of Establishment	JULY 1984 Special Level 1987	
3	Number of Teachers sanctioned and present position	04	03
4	Number of Administrative Staff	01	
5	Number of Technical Staff	01	
6	Number of Teachers and Students	03 Gen 80 Spl. 06	
7	Demand Ratio (No. of seats : No. of applications)	1 : 1	
8	Ratio of Teachers to Students	1 : 29	
9	Number of research scholars who had their master's degree from other institutions	06	
10	The year when the curriculum was revised last	FY 07-08, SY 08-09, TY 09-10	
11	Number of students passed NET/SLET etc. (last two years)	00	
12	Success Rate of students (What is the pass percentage as compared to the University average?)	100%	
13	University Distinction/ Ranks	06	--
14	Publications by faculty (last 5 years)	49	
15	Awards and recognition received by faculty (last five years)	02	
16	Faculty who have Attended National and International Seminars (last five years)	16	4
17	Number of National and International seminars organized (Last five years)	00	00
18	Number of teachers engaged in consultancy and the revenue generated	00	00
19	Number of Ongoing projects and its total outlay	01	₹ 60,000/-
20	Research projects completed during last two years & its total outlay	00	00
21	Number of inventions and patents	00	00
22	Number of Ph. D theses guided during the last two years	06 Ongoing	
23	Number of Books in the Departmental Library, if any	150	
24	Number of Journals/Periodicals	00	
25	Number of Computers	02	
26	Annual Budget	₹ 50,000/-	

UGC Recognition under Section 2(f)

Rashtriya Arts, Science & Commerce
College, Chalisingaon Dist Jalgaon.

Date of Receipt 6-2-91

Inward No... 436

UNIVERSITY GRANTS COMMISSION
BAHADUR SHAH ZAFAR MARG,
NEW DELHI -110002

No. F.8-107/89(CPP-I)

Jan, 91

24 JAN 1991

To,

The Registrar
University of Poona
POONA-411007

Sub: List of Colleges prepared under Section 2(f) of
the UGC Act, 1956- Inclusion of New Colleges.

Sir,

I am directed to refer to your letter No. Dav/C-16/
3507-08 dated 7/8/1990 on the above subject and to say that
the name of the following college has been included in the
above list under Non-Govt, colleges teaching upto Bachelor's
Degree,

<u>Name of the College</u>	<u>Year of Estt.</u>	<u>Remarks.</u>
R.S.S.P. Mandal's/Sanchalit RASHTRIYA ARTS, SCIENCE & COMMERCE COLLEGE, CHALISINGAON, Dist. JALGAON.	1984	The College is not eligible to receive central assistance in terms of the rules framed under Section 12(B) of the UGC Act, 1956.

(On temporary affiliation upto May, 1991)

Shri, B.V. Chavan.

The indemnity Bond and other documents in respect
of the above college have been accepted by the Commission.

Yours Faithfully,

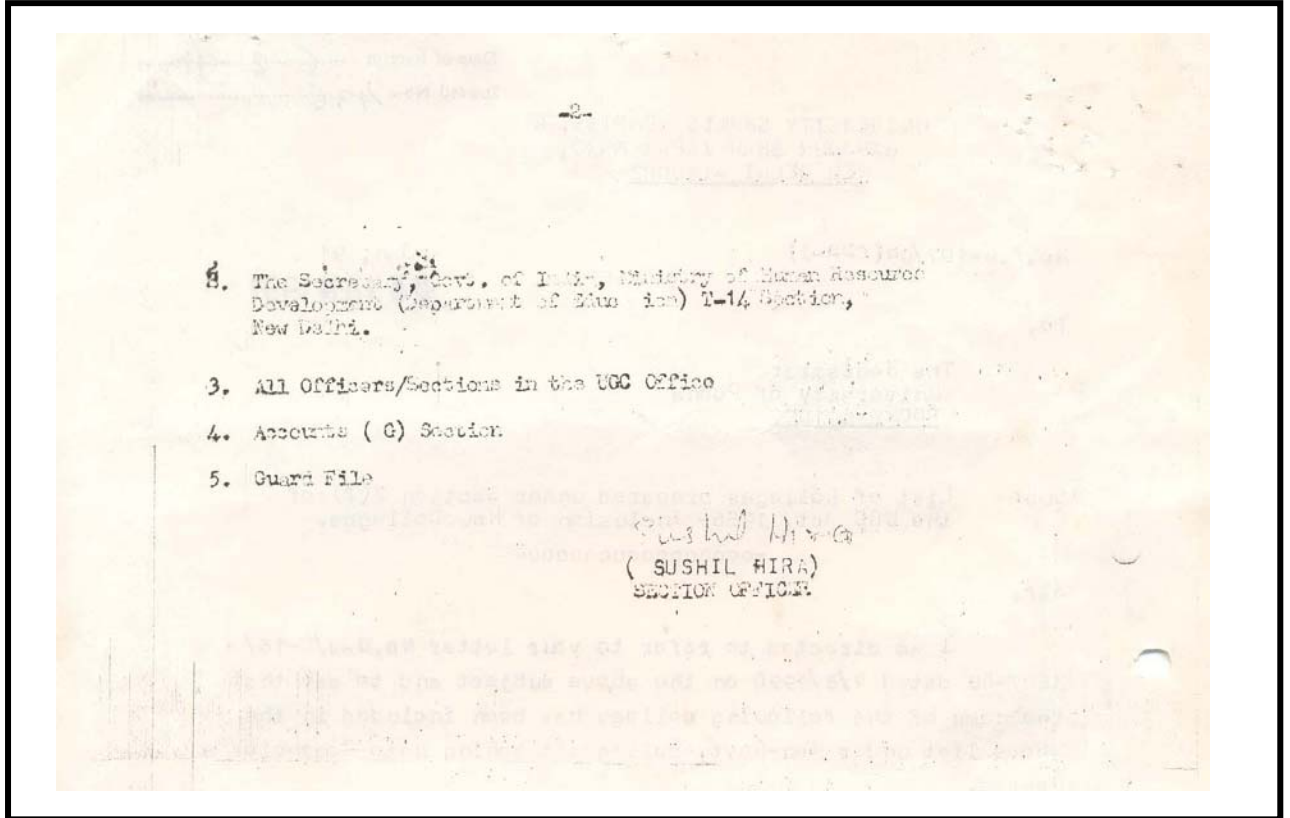
Kishan Chand

✓ KISHAN CHAND ✓
UNDER SECRETARY

Copy forwarded to:-

The Principal, Rashtriya Arts, Science &
Commerce College, Chalisingaon, Distt. Jalgaon.

--2--



UGC Recognition under Section 12(B)

University Grants Commission
Bahadur Shah Zafar Marg
New Delhi-110 002.

No.F.8-5/99 (GPP-I)

July, 1999.

The Registrar,
North Maharashtra University,
Jalgaon-431 001.

3 AUG 1999

Subj:- Declaring a College fit to receive assistance under Section 12-B of the UGC Act, 1956.

Sir,

I am directed to refer to your letter No. 799/98-99 dated 13-03-1999 received from the Principal, R.S.S.P. Mandal Ltd. Sanchalit Rashtriya Arts, Science & Commerce College, Chalisingaon, (Jalgaon) on the above subject and to say that it has been noted that the R.S.S.P. Mandal Ltd. Sanchalit Rashtriya Arts, Science & Commerce College, Chalisingaon (Jalgaon) has been granted permanent affiliation by the North Maharashtra University. Accordingly, the said College which already stands included in the list of Colleges maintained under Section 3(f) of the UGC Act, 1956 is declared fit to receive assistance from the UGC, and other central sources in terms of rules framed under Section 12-B of the UGC Act, 1956.

Yours faithfully,

D.D. Mehta
(D.D. Mehta)
Under Secretary

Copy to:-

1. The Principal, R.S.S.P. Mandal Ltd. Sanchalit Rashtriya Arts, Science & Commerce College, Chalisingaon (Jalgaon).
2. The Secretary, Govt. of India, Ministry of Human Resource Development, (Deptt. of Education) New Delhi.
3. Joint Secretary, UGC Western Regional Office, Ganeshkhind, Poona University Campus, Poona-411 007 (Maharashtra).
4. S.O. (FD-III Section) UGC, New Delhi.
5. All Sections in the UGC Office.
6. D.T.P. Cell, UGC.
7. Guard file.

TO QRT /

U.G.C.

R/918199.

G.P. Jora
(G.P. Jora)
Section Officer

Rashtriya Arts, Science & Commerce
College, CHALISINGAON (Jalgaon)
Date of Receipt ... 21/8/99 ...
Issued No. 324

UGC Letter of the sanction of Development Grants Under XI Plan.

UNIVERSITY GRANTS COMMISSION
Western Regional Office
Ganeshkhind Road, Pune - 411 007.

14 JAN 2010

Date :
Tel: 25691477, 25696897
Fax : (020) 25691477
Web site : www.ugc.ac.in

No. F. 8-10/07/CD (WRO)

The Accounts Officer
University Grants Commission (WRO)
Pune-411 007.

Subject: Development assistance to colleges for College Development under XIth Plan- release of grants-in-aid.

Sir/Madam,

On the basis of the recommendations of the Expert Committee which assessed the XIth Plan Development proposal of Rashtriya Arts Science & Commerce College, Chalisgaon, Jalgaon and UGC approval letter no F.1-1/2009(RO/Policy/Interface Meeting) dated 28.10.09 , the following allocation cum sanction is hereby being conveyed

(In rupees) Head : B(i) c						
Head	Grant allocated	Grant already sanctioned	60% of allocated Grant	Difference of grant being sanctioned (4-3)* *	Total grant sanctioned 60%	
1	2	3	4	5	6	
Under Graduate Education						
1	Books & Journals	150000	90000		90000	
2	Equipment	150000	90000		90000	
3	Maintenance of equipment	100000	60000		60000	
4*	Construction/ extension/ renovation of building (specify type of building)	450000	0		0	
5	Improvement of facilities in existing premises	100000	60000 *		60000	
6	Enhancement of initiative for competence building	100000	60000 *		60000	
7	Examination reform	100000	60000		60000	
8	Educational Innovation	150000	90000		90000	
9	Field work / Study tours	100000	60000 *		60000	
10	Extension activities		0		0	
	Total	1400000	832320	570000	-262320	570000


** Excess amount of Rs. _____ released as advanced grant will be adjusted against the next installment.

Name of the Department :						
1	Books & Journals			0		0
2	Equipment			0		0
3*	Building			0		0
4	Field work / Study tours			0		0
5	Any other (specify)			0		0
Total:		0		0	0	0
Name of the Department :						
1	Books & Journals			0		0
2	Equipment			0		0
3*	Building			0		0
4	Field work / Study tours			0		0
5	Any other (specify)			0		0
Total:		0		0	0	0
Total Postgraduate Education		0	0	0	0	0
Professional Courses						
1	Name of the Course:			0	0	0
2	Name of the Course:			0	0	0
3	Name of the Course:			0	0	0
Total			0	0	0	0
Grant Total		1400000	832320	570000	-262320	570000

- The terms and conditions are applicable as already being followed by the college under various UGC Schemes from time to time and as finalized under 11th Plan guidelines. The sanctioned amount is debit to the major Head B(i) and is valid for the financial year 2009-10.
- The amount of the grants shall be drawn by the Accounts Officer, DDO, UGC (WRO), Pune on the grant-in-aid bill and shall be disbursed to and credited to the Principal of the college by cheque/DD/Mail Transfer.
- The grant is subject to adjustment on the basis of utilization certificate in the prescribed proforma submitted by the university/ college/ institution.
- The university/ college shall maintain proper accounts of expenditure incurred out of the grants, which shall be utilised only on approved items of expenditure.
- The assets acquired wholly or substantially out of UGC grant shall not be disposed of or encumbered or utilised for purposes other than those for which the grant was given and should, at any time, the college cease to function, such assets shall back revert to the UGC.

6. The institution should maintain an inventory of permanent or semi-permanent assets created/acquired mainly out of the grant given by the UGC. The inventory should be kept upto date and a certificate to this effect should be furnished along with the utilization certificate. A register of the assets acquired wholly or substantially out of the grant shall be maintained by the university/ college in the prescribed form.
7. The university/college shall follow strictly all the instructions issued by the Government of India from time to time with regard to reservation of posts for SC/ST/OBC(creamy layer).
8. The university/college shall fully implement the Official Language Policy of the Union Government and comply with the Official Language Act, 1963 and Official Languages (use for official purposes of the Union) Rules, 1976 etc.
9. Interest earned by the college/institution against UGC grants, if any, will be treated as an additional grant and must be specifically incorporated in the statement of expenditure while submitting it to UGC (WRO).
10. The sanction issues in exercise of the delegation of powers vide Commission office order No. 25/92 dated May 01, 1992.
11. An amount of Rs. _____ out of the grant of Rs. _____ sanctioned vide letter of even no. dated _____ has been utilised by the college for the purpose for which it was sanctioned and noted in Grant-in-Aid Register at page No. _____.
12. Simple interest will be levied wherever grants remain unutilized.
13. The funds to the extent are available under the scheme.
14. * Building 1st installment of grant will be released only after the college submits all required documents in accordance with UGC guidelines. Construction / renovation of the building should not be started before receiving approval of plans (blue-print) and estimates from UGC (WRO).

Yours faithfully,


(N. A. Kazmi)

Additional Secretary


Copies forwarded for information and necessary action to:

-) **The Principal,**
Rashtriya Arts Science & Commerce College
Chalisgaon,
Jalgaon - 424101
- i) The Director, B.C.U.D./ C.D.C., University of N.Maharashtra
- ii) The Director, Higher Education, Maharashtra, Central Building Pune-1.
- v) Accountant General, Govt. of Maharashtra state, 101, Maharshi Karve Marg, Mumbai -20.
-) Guard File.

To
Prof. A.W. Bagad
For inf. and nec. action

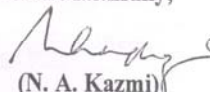
BE
25/11/10

Rashtriya Arts, Science & Commerce
College, CHALISGAON (Jalgaon)
Date of Receipt ... 25.11.10 ...
Forward No. ... 886 ...


(N. A. Kazmi)
Additional Secretary


6. The institution should maintain an inventory of permanent or semi-permanent assets created/acquired mainly out of the grant given by the UGC. The inventory should be kept upto date and a certificate to this effect should be furnished along with the utilization certificate. A register of the assets acquired wholly or substantially out of the grant shall be maintained by the university/ college in the prescribed form.
 7. The university/college shall follow strictly all the instructions issued by the Government of India from time to time with regard to reservation of posts for SC/ST/OBC(creamy layer).
 8. The university/college shall fully implement the Official Language Policy of the Union Government and comply with the Official Language Act, 1963 and Official Languages (use for official purposes of the Union) Rules, 1976 etc.
 9. Interest earned by the college/institution against UGC grants, if any, will be treated as an additional grant and must be specifically incorporated in the statement of expenditure while submitting it to UGC (WRO).
 10. The sanction issues in exercise of the delegation of powers vide Commission office order No. 25/92 dated May 01, 1992.
 11. An amount of Rs. _____ out of the grant of Rs. _____ sanctioned vide letter of even no. dated _____ has been utilised by the college for the purpose for which it was sanctioned and noted in Grant-in-Aid Register at page No. _____.
 12. Simple interest will be levied wherever grants remain unutilized.
 13. The funds to the extent are available under the scheme.
 - 14.
- * **Building 1st installment of grant will be released only after the college submits all required documents in accordance with UGC guidelines. Construction / renovation of the building should not be started before receiving approval of plans (blue-print) and estimates from UGC (WRO).**

Yours faithfully,


(N. A. Kazmi)
Additional Secretary

Copies forwarded for information and necessary action to:

-) **The Principal,**
Rashtriya Arts Science & Commerce College
Chalisgaon,
Jalgaon - 424101
- i) The Director, B.C.U.D./ C.D.C., University of N.Maharashtra
- ii) The Director, Higher Education, Maharashtra, Central Building Pune-1.
- v) Accountant General, Govt. of Maharashtra state, 101, Maharshi Karve Marg, Mumbai -20.
-) Guard File.


(N. A. Kazmi)
Additional Secretary

How to Reach

